



Canada Profile: CSUCH Healthcare Costs

CSUCH Canadian Substance Use Costs and Harms

More information can be found at
www.csuch.ca

© Canadian Centre on Substance Use and Addiction, 2026

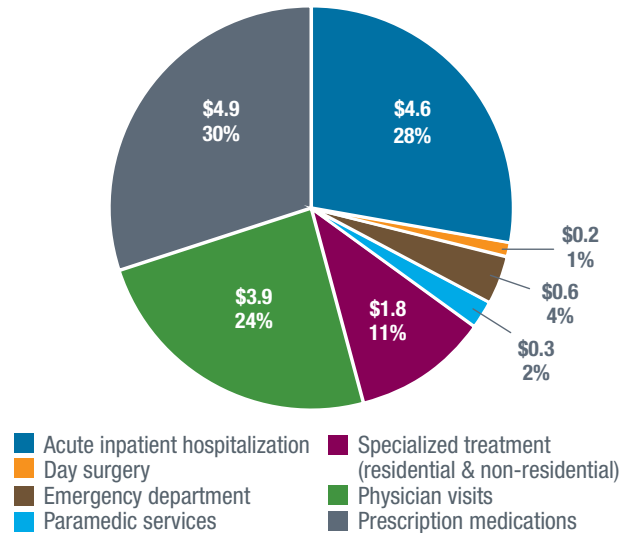
In 2024, **1 in 10 hospitalizations** was due to impact of substance use on people's health.



Only a small portion were due to substance use disorders.

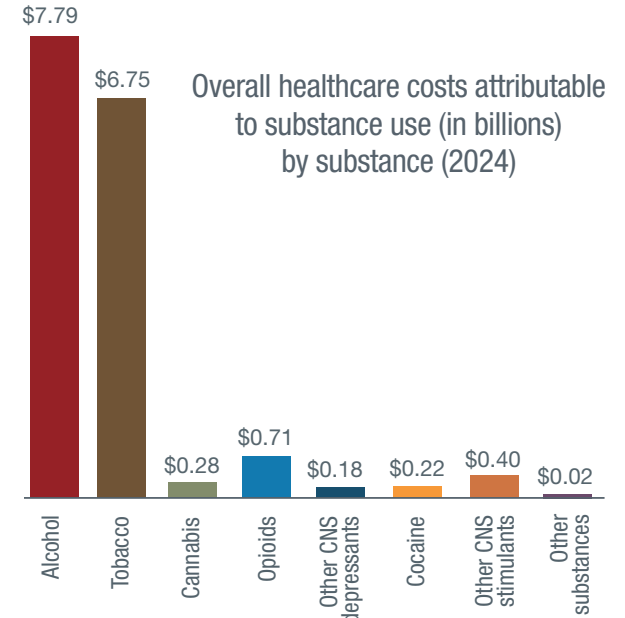
The majority were related to the broad health effects of substance use, including conditions like cancer and cardiovascular disease.

Overall healthcare costs attributable to substance use (in billions) by healthcare category (2024)



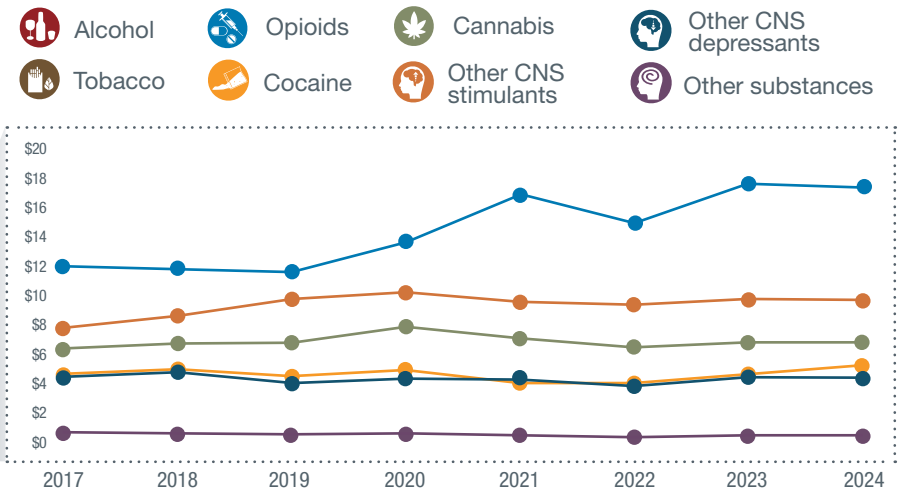
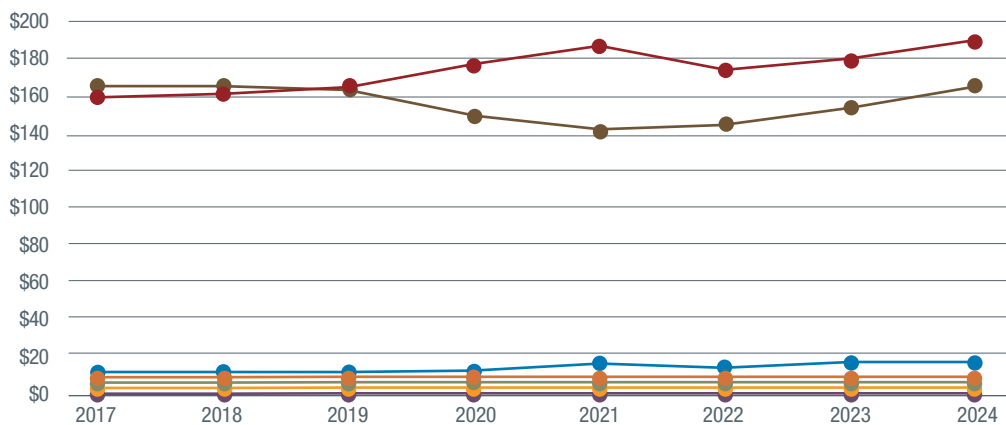
Note: Excluding Quebec, for hospitalization, day surgery, emergency department and paramedic

Overall healthcare costs attributable to substance use (in billions) by substance (2024)



Note: CNS = central nervous system

Trends in per capita substance use-attributable healthcare cost (2017-2024)



* Per-person costs in 2024 Canadian dollars and costs presented does not include Quebec.

Suggested citation: Canadian Substance Use Costs and Harms Scientific Working Group. (2026). *Canadian Substance Use Costs and Harms Infographic: Healthcare 2017–2024*. (Prepared by the Canadian Institute for Substance Use Research and the Canadian Centre on Substance Use and Addiction.) Ottawa, Ont.: Canadian Centre on Substance Use and Addiction.

Information generated by the online data visualization tool at www.csuch.ca/explore-the-data.